

Format of Holding of Specified securities

1. Name of Listed Entity: GOCL CORPORATION LIMITED
2. Scrip Code/Name of Scrip/Class of Security: 506480, GOCLCORP, EQUITY SHARES
3. Share Holding Pattern Filed under: Reg.31(1)(b)
 - a. if under 31(1)(b) then indicate the report for quarter ending 30/09/2016
 - b. if under 31(1)(c) then indicate date of allotment/extinguishment
4. Declaration : The Listed entity is required to submit the following declaration to the extent of submission of information:

Particulars	YES*	NO*
a. Whether the Listed Entity has issued any partly paid up shares		NO
b. Whether the Listed Entity has issued any Convertible Securities or Warrants?		No
c. Whether the Listed Entity has any shares against which depository receipts are issued?		NO
d. Whether the Listed Entity has any shares in locked-in?		NO
e. Whether any shares held by promoters are pledge or otherwise encumbered?		NO

*if the Listed Entity selects the option 'NO' for the questions above, the columns for the partly paid up shares, Outstanding Convertible Securities/Warrants, depository receipts, locked-in shares, No of shares pledged or otherwise encumbered by promoters, as applicable, shall not be displayed at the time of dissemination on the Stock Exchange website. Also wherever there is 'No' declared by Listed entity in above table the values will be considered as 'Zero' by default on submission of the format of holding of specified securities.

5. The tabular format for disclosure of holding of specified securities is as follows:




Table I - Summary Statement holding of specified securities

Category	Category of Shareholder	No of Shareholders	No of fully paid up equity shares held	No of Partly paid-up equity shares held	No of Shares Underlying Depository Receipts	Total No of Shares Held (IV)+(V)+(VI)	Shareholding as a % of total no of shares (As a % of (A+B+C2))	Number of Voting Rights held in each class of securities		No of Shares Underlying convertible securities (including Warrants)	Shareholding as a % assuming full conversion of convertible Securities (as a percentage of diluted share capital)	Number of Locked in Shares		Number of Shares pledged or otherwise encumbered	Number of equity shares held in dematerialized form	
								Class X	Total			No.	As a % of total Shares held			No.
(i)	(ii)	(iii)	(iv)	(v)	(vi)	(vii)	(viii)	(ix)	(x)	(xi)	(xii)	(xiii)	(xiv)			
(A)	Promoter & Promoter Group	1	34638487	0	0	34638487	69.87	34638487	69.87	0	69.87	0	0.00	0	0.00	34638487
(B)	Public	50243	14934003	0	0	14934003	30.13	14934003	30.13	0	30.13	0	0.00	NA	NA	13912396
(C)	Non Promoter-Non Public	0	0	0	0	0	0	0	0	0	0	0	0.00	NA	NA	0
(C1)	Shares underlying DRs	0	0	0	0	0	0	0	0	0	0	0	0.00	NA	NA	0
(C2)	Shares held by Employees Trusts	0	0	0	0	0	0	0	0	0	0	0	0.00	NA	NA	0
	Total:	50244	49572490	0	0	49572490	100.00	49572490	100.00	0	100.00	0	0.00	0	0.00	48550883



Table II - Statement showing shareholding pattern of the Promoter and Promoter Group

Category	Category & Name of the Shareholder	No of Shareholders	No of fully paid up equity shares held	No of Partly paid up equity shares held	No of Shares Underlying Depository Receipts	Total No of Shares Held (IV+V+VI)	Shareholding as a % of total no of shares (calculated as per SCRR, 1957 (VIII) As a % of (A+B+CZ)	Number of Voting Rights held in each class of securities		Total as a % of (A+B+C)	No of Shares Underlying convertible securities (Including Warrants)	Shareholding as a % assuming full conversion of convertible Securities (as a percentage of diluted share capital) (VI)+(X) As a % of (A+B+CZ)	Number of Locked in Shares		Number of Shares pledged or otherwise encumbered	Number of equity shares held in dematerialized form		
								Class X	Total				No.	As a % of total Shares held			No.	As a % of total Shares held
(1)	Indian Individuals/Hindu undivided Family	0	0	0	0	0	0.00	0	0.00	0	0.00	0	0.00	0	0.00	0		
(a)	Central Government/State Government(s)	0	0	0	0	0	0.00	0	0.00	0	0.00	0	0.00	0	0.00	0		
(b)	Financial Institutions/Banks	0	0	0	0	0	0.00	0	0.00	0	0.00	0	0.00	0	0.00	0		
(c)	Any Other	0	0	0	0	0	0.00	0	0.00	0	0.00	0	0.00	0	0.00	0		
(d)	Sub-Total (A)[1]	0	0	0	0	0	0.00	0	0.00	0	0.00	0	0.00	0	0.00	0		
(2)	Foreign Individuals (Non-Resident Individuals)/Foreign Individuals	0	0	0	0	0	0.00	0	0.00	0	0.00	0	0.00	0	0.00	0		
(a)	Government	0	0	0	0	0	0.00	0	0.00	0	0.00	0	0.00	0	0.00	0		
(b)	Institutions	0	0	0	0	0	0.00	0	0.00	0	0.00	0	0.00	0	0.00	0		
(c)	Foreign Portfolio Investor	0	0	0	0	0	0.00	0	0.00	0	0.00	0	0.00	0	0.00	0		
(d)	Any Other	1	34638487	0	0	34638487	69.87	34638487	69.87	34638487	69.87	0	69.87	0	0.00	34638487		
(e)	Sub-Total (A)[2]	1	34638487	0	0	34638487	69.87	34638487	69.87	34638487	69.87	0	69.87	0	0.00	34638487		
	Total Shareholding of Promoter and Promoter Group (A)=(A)[1]+(A)[2]	1	34638487	0	0	34638487	69.87	34638487	69.87	34638487	69.87	0	69.87	0	0.00	34638487		




Table III - Statement showing shareholding pattern of the Public shareholder

Category	Category & Name of the Shareholder	No of Shareholders	No of fully paid up equity shares held	No of Partly paid-up equity shares held	No of Shares Underlying Depository Receipts	Total No of Shares Held (IV+V+VI)	Shareholding as a % of total no of shares (A+B+C2)	Number of Voting Rights held in each class of securities		No of Shares Underlying Outstanding convertible securities (Including Warrants)	Shareholding as a % assuming full conversion of convertible Securities (as a percentage of diluted share capital)	Number of Locked in Shares		Number of Shares pledged or otherwise encumbered		Number of equity shares held in dematerialized form	
								No of Voting Rights	Total as a % of (A+B+C)			No.	As a % of total Shares held	No.	As a % of total Shares held		
	(i)	(iii)	(iv)	(v)	(vi)	(vii)	(viii)	(ix)		(x)	(xi)	(xii)	(xiii)		(xiv)		
							Class X	Total									
(1)	Institutions																
(a)	Mutual Funds	4	1485496	0	0	1485496	3.00	1485496	1485496	3.00	0	0	0.00	NA	NA	1485496	
	RELIANCE CAPITAL TRUSTEE CO LTD A/C- RELIANCE REGULAR SAVINGS FUND-BALANCED OPTION	1	724904	0	0	724904	1.46	724904	724904	1.46	0	0	0.00	NA	NA	724904	
	MIRAE ASSET TAX SAVER FUND	2	580500	0	0	580500	1.17	580500	580500	1.17	0	0	0.00	NA	NA	580500	
(b)	Venture Capital Funds	0	0	0	0	0	0.00	0	0	0.00	0	0	0.00	NA	NA	0	
(c)	Alternate Investment Funds	0	0	0	0	0	0.00	0	0	0.00	0	0	0.00	NA	NA	0	
(d)	Foreign Venture Capital Investors	0	0	0	0	0	0.00	0	0	0.00	0	0	0.00	NA	NA	0	
(e)	Foreign Portfolio Investors	9	213647	0	0	213647	0.43	213647	213647	0.43	0	0	0.00	NA	NA	213647	
(f)	Financial Institutions/Banks	6	961131	0	0	961131	1.94	961131	961131	1.94	0	0	0.00	NA	NA	961131	
	THE NEW INDIA ASSURANCE COMPANY LIMITED	1	722929	0	0	722929	1.46	722929	722929	1.46	0	0	0.00	NA	NA	722929	
(g)	Insurance Companies	0	0	0	0	0	0.00	0	0	0.00	0	0	0.00	NA	NA	0	
(h)	Provident Funds/Pension Funds	0	0	0	0	0	0.00	0	0	0.00	0	0	0.00	NA	NA	0	
(i)	Any Other																
	OVERSEAS CORPORATE BODIES	1	1333333	0	0	1333333	2.69	1333333	1333333	2.69	0	0	0.00	NA	NA	1333333	
	IAM LIMITED	1	1333333	0	0	1333333	2.69	1333333	1333333	2.69	0	0	0.00	NA	NA	1333333	
	Sub Total (B)(1)	20	3993607	0	0	3993607	8.06	3993607	3993607	8.06	0	0	0.00	NA	NA	3993487	
(2)	Central Government/State Government(s)/President of India	1	149490	0	0	149490	0.30	149490	149490	0.30	0	0	0.00	NA	NA	0	
	Sub Total (B)(2)	1	149490	0	0	149490	0.30	149490	149490	0.30	0	0	0.00	NA	NA	0	
(3)	Non-Institutions																
	i. Individual shareholders holding nominal share capital up to Rs.2 lakhs	49498	6549997	0	0	6549997	13.21	6549997	6549997	13.21	0	0	0.00	NA	NA	5819090	
(a)	ii. Individual shareholders holding nominal share capital in excess of Rs. 2 Lakhs	7	2910636	0	0	2910636	5.87	2910636	2910636	5.87	0	0	0.00	NA	NA	2790948	
	DILIPKUMAR LAKHI	1	1596818	0	0	1596818	3.22	1596818	1596818	3.22	0	0	0.00	NA	NA	1596818	
(b)	NBFCs Registered with RBI	2	21604	0	0	21604	0.04	21604	21604	0.04	0	0	0.00	NA	NA	21604	
(c)	Employee Trusts	0	0	0	0	0	0.00	0	0	0.00	0	0	0.00	NA	NA	0	
(d)	Overseas Depositories (Holding DRs)/Balancing figure)	0	0	0	0	0	0.00	0	0	0.00	0	0	0.00	NA	NA	0	
(e)	Any Other																
	TRUSTS	1	1250	0	0	1250	0.00	1250	1250	0.00	0	0	0.00	NA	NA	1250	
	NON RESIDENT INDIANS	169	124532	0	0	124532	0.25	124532	124532	0.25	0	0	0.00	NA	NA	121150	
	CLEARING MEMBERS	79	35320	0	0	35320	0.07	35320	35320	0.07	0	0	0.00	NA	NA	35320	
	NON RESIDENT INDIAN NON REPATRIABLE	60	50121	0	0	50121	0.10	50121	50121	0.10	0	0	0.00	NA	NA	50121	
	BODIES CORPORATES	406	1097446	0	0	1097446	2.21	1097446	1097446	2.21	0	0	0.00	NA	NA	1079426	
	Sub Total (B)(3)	50222	10790906	0	0	10790906	21.77	10790906	10790906	21.77	0	0	0.00	NA	NA	9918909	
	Total Public Shareholding (B) =																
	(B)(1)+(B)(2)+(B)(3)	50243	14934003	0	0	14934003	30.13	14934003	14934003	30.13	0	0	0.00	NA	NA	13912396	




Table IV - Statement showing shareholding pattern of the Non Promoter - Non Public Shareholder

Category	Category & Name of the Shareholder	No of Shareholders	No of fully paid up equity shares held	No of Party paid-up equity shares held	No of Shares Underlying Depository Receipts	Total No of Shares Held (IV+V+VI)	Shareholding as a % of total no of shares (A+B+C2)	Number of Voting Rights held in each class		No of Shares Outstanding convertible securities (including Warrants)	Shareholding as a % assuming full conversion of convertible Securities (as a percentage of diluted share capital)	Number of Locked in Shares		Number of Shares pledged or otherwise encumbered	Number of equity shares held in dematerialized form
								No of Voting Rights	Total as a % of (A+B+C)			No.	As a % of total Shares held		
Y	(i)	(ii)	(iv)	(v)	(vi)	(vii)	(viii)	(ix)	(x)	(xi)	(xii)	(xiii)	(xiv)		
(1)	Custodian/DR Holder	0	0	0	0	0	0.00	0	0.00	0	0.00	0	0.00	NA	0
(2)	Employee Benefit Trust (under SEBI(Share based Employee Benefit) Regulations 2014)	0	0	0	0	0	0.00	0	0.00	0	0.00	0	0.00	NA	0
	Total Non-Promoter-Non Public Shareholding (C) = (C)(1)+(C)(2)	0	0	0	0	0	0.00	0	0.00	0	0.00	0	0.00		0



Details of the shareholders acting as persons in Concert including their Shareholding:			
Name of Shareholder	Name of PAC	No of shares	Holding%
Total:		0	0



Details of Shares which remain unclaimed may be given hear along with details such as number of shareholders,	
No of Shareholders	No of shares
16	510

