

o/c

Format of Holding of Specified securities

1. Name of Listed Entity: GOCL CORPORATION LIMITED
2. Scrip Code/Name of Scrip/Class of Security:506480,GOCLCORP,EQUITY SHARES
3. Share Holding Pattern Filed under: Reg.31(1)(b)
 - a. if under 31(1)(b) then indicate the report for quarter ending 31/03/2017
 - b. if under 31(1)(c) then indicate date of allotment/extinguishment
4. Declaration : The Listed entity is required to submit the following declaration to the extent of submission of information:

Particulars	YES*	NO*
a Whether the Listed Entity has issued any partly paid up shares		No
b Whether the Listed Entity has issued any Convertible Securities or Warrants?		No
c Whether the Listed Entity has any shares against which depository receipts are issued?		No
d Whether the Listed Entity has any shares in locked-in?		No
e Whether any shares held by promoters are pledge or otherwise encumbered?		No

*if the Listed Entity selects the option 'NO' for the questions above, the columns for the partly paid up shares, Outstanding Convertible Securities/Warrants, depository receipts, locked-in shares, No of shares pledged or otherwise encumbered by promoters, as applicable, shall not be displayed at the time of dissemination on the Stock Exchange website. Also wherever there is 'No' declared by Listed entity in above table the values will be considered as 'Zero' by default on submission of the format of holding of specified securities.

- 5 The tabular format for disclosure of holding of specified securities is as follows:




Table I - Summary Statement holding of specified securities

Category	Category of Shareholder	No of Shareholders	No of fully paid up equity shares held	No of Partly paid-up equity shares held	No of Shares Underlying Depository Receipts	Total No of Shares Held (VII) = (IV)+(V)+(VI)	Shareholding as a % of total no of shares (As a % of (A+B+C2))	Number of Voting Rights held in each class of securities		No of Shares Underlying convertible securities (including Warrants)	Shareholding as a % assuming full conversion of convertible Securities (as a percentage of diluted share capital)	Number of Locked in Shares		Number of Shares pledged or otherwise encumbered	Number of equity shares held in dematerialized form	
								Equity Shares	Total			No.	As a % of total Shares held			No.
(I)	(II)	(III)	(IV)	(V)	(VI)	(VII)	(VIII)	(IX)	(X)	(XI)	(XII)	(XIII)	(XIV)			
(A)	Promoter & Promoter Group #	1	34638487	0	0	34638487	69.87	34638487	69.87	0	69.87	0	0.00	0	0.00	34638487
(B)	Public	49288	14934003	0	0	14934003	30.13	14934003	30.13	0	30.13	0	0.00	NA	NA	13922999
(C)	Non Promoter-Non Public															
(C1)	Shares underlying DRs	0	0	0	0	0	NA	0	0.00	0	NA	0	0.00	NA	NA	0
(C2)	Shares held by Employees Trusts	0	0	0	0	0	0.00	0	0.00	0	0.00	0	0.00	NA	NA	0
	Total:	49289	49572490	0	0	49572490	100.00	49572490	100.00	0	100.00	0	0.00	0	0.00	48561486

(#) Note: Promoter holding does not include additional 33,304 shares (0.06%) acquired on March 30, 2017 as credit to demat received on April 03, 2017.



Table II - Statement showing shareholding pattern of the Promoter and Promoter Group

Category	Category & Name of the Shareholder	PAN	No of Shareholders	No of fully paid up equity shares held	No of Partly paid-up equity shares held	No of Shares Underlying Depository Receipts	Total No of Shares Held (IV+V+VI)	Shareholding as a % of total no of shares (calculated as per SCRR, 1957 (VIII) As a % of (A+B+C2)	Number of Voting Rights held in each class of securities			No of Shares Underlying convertible securities (including Warrants)	Shareholding as a % assuming full conversion of convertible Securities (as a percentage of diluted share capital) (VI)+(X) As a % of (A+B+C2)	Number of Locked in Shares		Number of Shares pledged or otherwise encumbered		Number of equity shares held in dematerialized form
									Equity Shares	Class Y	Total			No.	As a % of total Shares held	No.	As a % of total Shares held	
(1)	Indian	(II)	(III)	(IV)	(V)	(VI)	(VII)	(VIII)	(IX)	(X)	(XI)	(XII)	(XIII)	(XIV)				
(a)	Individuals/Hindu undivided Family		0	0	0	0	0	0.00	0	0	0	0	0	0.00	0	0.00	0	
(b)	Central Government/State Government(s)		0	0	0	0	0	0.00	0	0	0	0	0	0.00	0	0.00	0	
(c)	Financial Institutions/Banks		0	0	0	0	0	0.00	0	0	0	0	0	0.00	0	0.00	0	
(d)	Any Other		0	0	0	0	0	0.00	0	0	0	0	0	0.00	0	0.00	0	
	Sub-Total (A)1		0	0	0	0	0	0.00	0	0	0	0	0	0.00	0	0.00	0	
(2)	Foreign																	
(a)	Individuals (Non-Resident)		0	0	0	0	0	0.00	0	0	0	0	0	0.00	0	0.00	0	
(b)	Government		0	0	0	0	0	0.00	0	0	0	0	0	0.00	0	0.00	0	
(c)	Institutions		0	0	0	0	0	0.00	0	0	0	0	0	0.00	0	0.00	0	
(d)	Foreign Portfolio Investor		0	0	0	0	0	0.00	0	0	0	0	0	0.00	0	0.00	0	
(e)	Any Other		1	34638487#	0	0	34638487	69.87	34638487	0	34638487	69.87	0	0.00	0	0.00	34638487	
	Sub-Total (A)2		1	34638487#	0	0	34638487	69.87	34638487	0	34638487	69.87	0	0.00	0	0.00	34638487	
	Total Shareholding of Promoter and Promoter Group (A)=(A)1+(A)2		1	34638487#	0	0	34638487	69.87	34638487	0	34638487	69.87	0	0.00	0	0.00	34638487	

(#) Note: Promoter holding does not include additional 33,304 shares (0.06%) acquired on March 30, 2017 as credit to demat received on April 03, 2017.




Table III - Statement showing shareholding pattern of the Public shareholder

Category	Category & Name of the Shareholder	PAN	No of Shareholders	No of fully paid up equity shares held	No of Partly paid up equity shares held	No of Shares Underlying Depository Receipts	Total No of Shares Held (IV+V+VI)	Shareholding as a % of total no of shares (A+B+C2)	Number of Voting Rights held in each class of securities			No of Shares Underlying Outstanding convertible securities (Including Warrants)	Shareholding as a % assuming full conversion of convertible Securities (as a percentage of diluted share capital)	Number of Locked in Shares	Number of Shares pledged or otherwise encumbered		Number of equity shares held in dematerialized form	
									Equity Shares	No of Voting Rights					As a % of total Shares held	No.		As a % of total Shares held
										Class Y	Total							
(1)	(i)	(ii)	(iii)	(iv)	(v)	(vi)	(vii)	(viii)	(ix)	(x)	(xi)	(xii)	(xiii)	(xiv)				
(1)	Institutions																	
(a)	Mutual Funds		3	879273	0	0	879273	1.77	0	879273	1.77	0	0.00	NA	NA	879273		
	MIRAE ASSET TAX SAVER FUND	AACTM0203B	2	699181	0	0	699181	1.41	0	699181	1.41	0	0.00	NA	NA	699181		
(b)	Venture Capital Funds		0	0	0	0	0	0.00	0	0	0.00	0	0.00	NA	NA	0		
(c)	Alternate Investment Funds		0	0	0	0	0	0.00	0	0	0.00	0	0.00	NA	NA	0		
(d)	Foreign Venture Capital Investors		0	0	0	0	0	0.00	0	0	0.00	0	0.00	NA	NA	0		
(e)	Foreign Portfolio Investors		9	350255	0	0	350255	0.71	0	350255	0.71	0	0.00	NA	NA	350255		
(f)	Financial Institutions/Banks		6	953304	0	0	953304	1.92	0	953304	1.92	0	0.00	NA	NA	953304		
	THE NEW INDIA ASSURANCE COMPANY LIMITED	AAACN4165C	1	722929	0	0	722929	1.46	0	722929	1.46	0	0.00	NA	NA	722929		
(g)	Insurance Companies		0	0	0	0	0	0.00	0	0	0.00	0	0.00	NA	NA	0		
(h)	Provident Funds/Pension Funds		0	0	0	0	0	0.00	0	0	0.00	0	0.00	NA	NA	0		
(i)	Any Other		0	0	0	0	0	0.00	0	0	0.00	0	0.00	NA	NA	0		
	OVERSEAS CORPORATE BODIES		1	1300029	0	0	1300029	2.62	0	1300029	2.62	0	0.00	NA	NA	1300029		
	IAM LIMITED	AABCIS533L	1	1300029	0	0	1300029	2.62	0	1300029	2.62	0	0.00	NA	NA	1300029		
	FOREIGN NATIONALS		1	33810	0	0	33810	0.07	0	33810	0.07	0	0.00	NA	NA	33810		
	Sub Total (B)(1)		20	3516671	0	0	3516671	7.09	0	3516671	7.09	0	0.00	NA	NA	3516671		
(2)	Central Government/State Government(s)/President of India		1	149490	0	0	149490	0.30	0	149490	0.30	0	0.00	NA	NA	0		
	Sub Total (B)(2)		1	149490	0	0	149490	0.30	0	149490	0.30	0	0.00	NA	NA	0		
(3)	Non-Institutions																	
(a)	Individual shareholders holding nominal share capital up to Rs.2 lakhs		48629	6418109	0	0	6418109	12.95	0	6418109	12.95	0	0.00	NA	NA	5697805		





Table IV - Statement showing shareholding pattern of the Non Promoter - Non Public Shareholder

Category	Category & Name of the Shareholder	PAN	No of Shareholders	No of fully paid up equity shares held	No of Partly paid-up equity shares held	No of Shares Underlying Depository Receipts	Total No of Shares Held (IV+V+VI)	Shareholding as a % of total no of shares (A+B+C2)	Number of Voting Rights held in each class of securities			No of Shares Underlying convertible securities (including Warrants)	Shareholding as a % assuming full conversion of convertible Securities (as a percentage of diluted share capital)	Number of Locked in Shares		Number of Shares pledged or otherwise encumbered		Number of equity shares held in dematerialized form
									Equity Shares	Class Y	Total			No. of Shares	As a % of total Shares held	No.	As a % of total Shares held	
(1)	(I)	(II)	(III)	(IV)	(V)	(VI)	(VII)	(VIII)	(X)			(XI)	(XII)	(XIII)	(XIV)			
(1)	Custodian/DR Holder		0	0	0	0	0	0.00	0	0	0	0.00	0	0.00	NA	NA	0	
(2)	Employee Benefit Trust (under SEBI(Share based Employee Benefit) Regulations 2014)		0	0	0	0	0	0.00	0	0	0	0.00	0	0.00	NA	NA	0	
	Total Non-Promoter-Non Public Shareholding (C) = (C)(1)+(C)(2)		0	0	0	0	0	0.00	0	0	0	0.00	0	0.00			0	



Details of the shareholders acting as persons in Concert including their Shareholding:			
Name of Shareholder	Name of PAC	No of shares	Holding%
Total:		0	0

Details of Shares which remain unclaimed may be given hear along with details such as	
No of Shareholders	No of shares
16	510

